

## FLAT Q SURFACE

### D12045

PROJECT

TYPE

NOTES

QUANTITY

DATE

#### GENERAL

Series: Flat Q  
Division: Design  
Mounting Type: Surface  
Mounting Location: Ceiling

#### PHYSICAL

Length (mm): 152  
Length (in): 6  
Width (mm): 152  
Width (in): 6  
Height (mm): 76  
Height (in): 3  
Extension (mm): 76  
Extension (in): 3  
Weight (kg): 2.26  
Weight (lbs): 5  
Diffuser: Opal White Satin Acrylic  
Fixture Finish: WHI  
Fixture Material: Metal

#### ELECTRICAL

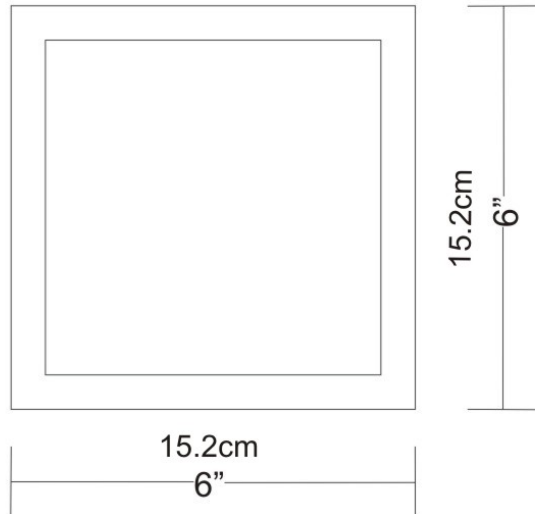
Number of Lamps: 1  
Lamp Type: LED Retrofit / CFL  
Bulb Included: Bulb Not Included  
Total Output Wattage (W): 10 / 13  
Max. Wattage Per Lamp (W): 10 / 13  
Lamp Base: GX23-2  
Dimming: Non-Dimmable  
Driver Included: Yes  
Driver Location: Integrated  
Driver Type: Ballast - Universal  
Input Voltage (V): 120 - 277

#### LED

#### OPTICAL

#### RATINGS AND CERTIFICATIONS

Certified By: CSA Certified to UL and CSA Standards  
IP rating: IP20



## FLAT Q SURFACE

### D12049

PROJECT

TYPE

NOTES

QUANTITY

DATE

#### GENERAL

Series: Flat Q

Division: Design

Mounting Type: Surface

Mounting Location: Ceiling

#### PHYSICAL

Length (mm): 300

Length (in): 11 <sup>3</sup>/<sub>4</sub>

Width (mm): 300

Width (in): 11 <sup>3</sup>/<sub>4</sub>

Height (mm): 80

Height (in): 3 <sup>1</sup>/<sub>8</sub>

Extension (mm): 80

Extension (in): 3 <sup>1</sup>/<sub>8</sub>

Weight (kg): 2.26

Diffuser: Opal White Satin Acrylic

Fixture Material: Metal

#### ELECTRICAL

Number of Lamps: 2

Lamp Type: LED Retrofit / CFL

Bulb Included: Bulb Not Included

Total Output Wattage (W): 20 / 36

Max. Wattage Per Lamp (W): 10 / 18

Lamp Base: 2G11

Driver Included: Yes

Driver Location: Integrated

Driver Type: Ballast - Universal

Input Voltage (V): 120 - 277


#### LED

#### OPTICAL

#### RATINGS AND CERTIFICATIONS

Certified By: CSA Certified to UL and CSA Standards

IP rating: IP20



## FLAT Q SURFACE

### D12052

#### GENERAL

Series: Flat Q  
Division: Design  
Mounting Type: Surface  
Mounting Location: Ceiling

#### PHYSICAL

Length (mm): 451  
Length (in): 17 <sup>3</sup>/<sub>4</sub>  
Width (mm): 451  
Width (in): 17 <sup>3</sup>/<sub>4</sub>  
Height (mm): 89  
Height (in): 3 <sup>1</sup>/<sub>2</sub>  
Extension (mm): 89  
Extension (in): 3 <sup>1</sup>/<sub>2</sub>  
Weight (kg): 3.2  
Weight (lbs): 7  
Diffuser: Opal White Satin Acrylic  
Fixture Material: Metal

#### ELECTRICAL

Number of Lamps: 3  
Lamp Type: LED Retrofit / CFL  
Bulb Included: Bulb Not Included  
Total Output Wattage (W): 54 / 108  
Max. Wattage Per Lamp (W): 18 / 36  
Lamp Base: 2G11  
Driver Included: Yes  
Driver Location: Integrated  
Driver Type: Ballast - Universal  
Input Voltage (V): 120 - 277  
Lamp Voltage (V): 120

#### LED

#### OPTICAL

#### RATINGS AND CERTIFICATIONS

Certified By: CSA Certified to UL and CSA Standards  
IP rating: IP20

PROJECT

TYPE

NOTES

QUANTITY

DATE



## FLAT Q SURFACE

### D12053

#### GENERAL

Series: Flat Q  
Division: Design  
Mounting Type: Surface  
Mounting Location: Ceiling

#### PHYSICAL

Shape: Square  
Length (mm): 451  
Length (in): 17 3/4  
Width (mm): 451  
Width (in): 17 3/4  
Height (mm): 89  
Height (in): 3 1/2  
Extension (mm): 89  
Extension (in): 3 1/2  
Light Distribution: Direct  
Weight (kg): 3.2  
Weight (lbs): 7  
Diffuser: Opal White Satin Acrylic  
Fixture Finish: Chrome  
Fixture Material: Metal

#### ELECTRICAL

Number of Lamps: 3  
Lamp Type: LED Retrofit / CFL  
Bulb Included: Bulb Not Included  
Total Output Wattage (W): 54 / 108  
Max. Wattage Per Lamp (W): 18 / 36  
Lamp Base: 2G11  
Driver Included: Yes  
Driver Location: Integrated  
Driver Type: Ballast - Universal  
Input Voltage (V): 120 - 277

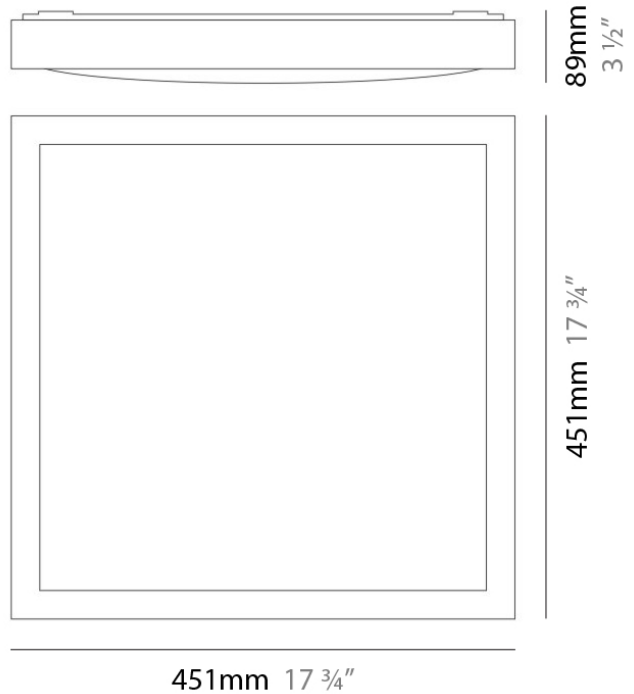
#### LED

#### OPTICAL

#### RATINGS AND CERTIFICATIONS

Certified By: CSA Certified to UL and CSA Standards  
IP rating: IP20

PROJECT	_____
TYPE	_____
NOTES	_____
QUANTITY	_____
DATE	_____



## FLAT Q SURFACE

### D12055

#### GENERAL

Series: Flat Q  
Division: Design  
Mounting Type: Surface  
Mounting Location: Ceiling

#### PHYSICAL

Shape: Square  
Length (mm): 600  
Length (in): 23 <sup>7</sup>/<sub>8</sub>  
Width (mm): 600  
Width (in): 23 <sup>5</sup>/<sub>8</sub>  
Height (mm): 89  
Height (in): 3 <sup>1</sup>/<sub>2</sub>  
Extension (mm): 89  
Extension (in): 3 <sup>1</sup>/<sub>2</sub>  
Weight (kg): 2.72  
Weight (lbs): 6  
Diffuser: Opal White Satin Acrylic  
Fixture Material: Metal

#### ELECTRICAL

Number of Lamps: 3  
Lamp Type: LED Retrofit / CFL  
Bulb Included: Bulb Not Included  
Total Output Wattage (W): 66 / 165  
Max. Wattage Per Lamp (W): 22 / 55  
Lamp Base: 2G11  
Driver Included: Yes  
Driver Type: Ballast - Universal  
Input Voltage (V): 120 - 277

#### LED

#### OPTICAL

#### RATINGS AND CERTIFICATIONS

Certified By: CSA Certified to UL and CSA Standards  
IP rating: IP20

PROJECT

TYPE

NOTES

QUANTITY

DATE













## LEGEND

	floor-mounted		pivotal		special LED (upon request) RGB, RGBW, tunable, gold+, meat+, art+, fashion+
	wall and ceiling: recessed and surface mounted		rotating		warm dim / natural dimming LED
	ceiling-mounted and wall-mounted		illuminate tilted		rechargeable battery powered
	wall-mounted		color of suspension cable		fixture with natural vivid LED (upon request)
	omni-directional light distribution		length of suspension cable		color rendering index
	direct light distribution		reflector degree selection		color temperature
	direct/indirect light distribution		super spot		lumen (luminous flux)
	indirect light distribution		lens		efficacy (lumens per watt)
	asymmetric light distribution		lens pack		Unified Glare Rating (UGR) range from 5-40
	aura light distribution		shine ring		marine grade (AISI 316 stainless steel)
	round wall or ceiling cut-out		integrated shine ring with diffuser		walk on
	square wall or ceiling cut-out		free individual colors 01-29		drive on
	the supplied jig specifies the cutout dimensions		individual colors: 00 (free of charge), 01-25 (extra charge)		Dark Sky Compliance
	minimum distance (meters) lamp - object		luminaire part to be colored (F1)		Americans with Disabilities Act (less than 4" off the wall located between 27"-84" from floor)
	recessed depth		luminaire part to be colored (F2)		lamp protected against explosion
	ceiling thickness in mm		luminaire part to be colored (F3)		blown glass using traditional methods by master glass blower
	ceiling thickness selection		luminaire part to be colored (F4)		acoustic material
	dimnable DP (phase), DV (0-10V), DD (dali), DS (step-dim)		luminaire part to be colored (F5)		protection class I, protection insulation
	included or excluded LED driver/transformer/control gear		color of 3-circuit adaptor		protection class II, protection insulation
	separately switchable		indirect diffuser		ETL Certified to UL and CSA Standards
	sensor		direct diffuser		UL Certified to UL and CSA Standards
	remote control		ball-proof (upon request)		CSA Certified to UL and CSA Standards
	available upon request		accessory		Certified for North American Standards

## IP RATING

	protected against ingress of solid bodies greater than 12.5mm (finger)
	protected against ingress of solid bodies greater than 2.5mm protected against sprays of water up to 60 degrees from the vertical (rain)
	protected against ingress of solid bodies greater than 1mm (wire) no protection against the ingress of moisture
	protected against ingress of solid bodies greater than 1mm (wire) protected against sprays of water up to 60 degrees from the vertical (rain)
	protected against ingress of solid bodies greater than 1mm (wire) protected against water splashed from all directions
	protected against limited ingress of dust (wet rooms/covered outdoor areas) protected against water splashed from all directions
	protected against ingress of dust protected against jets of water
	protected against ingress of dust protected against powerful jets of water or heavy seas
	protected against ingress of dust protected against immersion of water between 15cm - 1m for 30 minutes
	protected against ingress of dust protected against immersion of water under pressure for long periods

## IK RATING

	protected against 0.14 joules impact (equivalent to 0.25kg mass dropped from 56mm above the surface)
	protected against 0.2 joules impact (equivalent to 0.25kg mass dropped from 80mm above the surface)
	protected against 0.35 joules impact (equivalent to 0.25kg mass dropped from 140mm above the surface)
	protected against 0.5 joules impact (equivalent to 0.25kg mass dropped from 200mm above the surface)
	protected against 0.7 joules impact (equivalent to 0.25kg mass dropped from 280mm above the surface)
	protected against 1 joules impact (equivalent to 0.25kg mass dropped from 400mm above the surface)
	protected against 2 joules impact (equivalent to 0.5kg mass dropped from 400mm above the surface)
	protected against 5 joules impact (equivalent to 1.7kg mass dropped from 300mm above the surface)
	protected against 10 joules impact (equivalent to 5.0kg mass dropped from 200mm above the surface)
	protected against 20 joules impact (equivalent to 5.0kg mass dropped from 400mm above the surface)